



# Erina Heights Public School

## Learning from Home – Early Stage 1

Term	1	2	3	4								
Weeks	1	2	3	4	5	6	7	8	9	10	11	

	Monday	Tuesday	Wednesday	Thursday	Friday	
9:00	Daily Zoom Meeting <a href="#">KG Zoom Link</a> <a href="#">KT Zoom Link</a>					
Morning	<b>PM e-collection</b> <b>Reading Response</b> My favourite character	<b>Reading Eggs</b>	<b>PM e-collection</b> <b>Reading Response</b> Draw a new book cover	<b>Reading Eggs</b>	FUN FRIDAY BINGO GRID	
	<b>Writing</b> Hike - use the word bank to write a sentence about the picture.	<b>Writing</b> Find the mistakes and rewrite the sentence.	<b>Writing</b> Unscramble the sentence <i>The pig is in the mud.</i>	<b>Writing</b> Complete the sentence – fill in the correct word.		
	<b>CVC Words</b> 'u' crossword	<b>Sight word Colour</b> Colour in the sight words as you find/say them.	<b>CVC Words</b> Cut out the cvc pictures. Hide half (use ½ on Wednesday and the other ½ on Thursday). Sound out the word as they are found and record them on the sheet.			
	<b>Sounds</b> What am I? 'ng' worksheet <a href="#">'ng' video</a> One Breath Boxes	<b>Sounds</b> What am I? 'oa' worksheet <a href="#">'oa' video</a> Bossy 'e' – write 'e' on a paddle pop stick and put it next to the word. Is this a new word?	<b>Sounds</b> What am I? 'ar' worksheet <a href="#">'ar' video</a> Blissful Blends	<b>Sounds</b> What am I? 'ai' worksheet <a href="#">'ai' video</a> Sky High Rhyme Time		
For Fun - optional						
	Recess Break					
Middle	<b>Mathematics</b> <ul style="list-style-type: none"><li>Count to 30 <a href="#">video link</a></li><li>Number 13</li><li>Practise numbers 1-30</li><li>I have, who has 1-30</li></ul>	<b>Mathematics</b> <ul style="list-style-type: none"><li>Friends of ten <a href="#">video link</a></li><li>Friends of 10 teddies</li><li>2d Shape hunt</li><li>Number line - fill in the missing 1-30</li></ul>	<b>Mathematics</b> <ul style="list-style-type: none"><li>2D Shapes <a href="#">video link</a></li><li>Colour the 2D Shape</li><li>Around the stadium</li><li>Number 14</li></ul>	<b>Mathematics</b> <ul style="list-style-type: none"><li>2D Shapes <a href="#">video link</a></li><li>2D shape Underwater board game</li><li>Silly Owls</li></ul>		
	Manga High					
	Lunch Break					
Optional Activities	Last-year, the Office of the Advocate for Children and Young People launched a website called Digital Lunchbreak. Children and young people can learn, create and discover through digital workshops, learning materials, virtual excursions and more. Visit the Digital Lunchbreak website by clicking here <a href="http://www.digitallunchbreak.nsw.gov.au">www.digitallunchbreak.nsw.gov.au</a>					

# My Favourite Character

My favourite character was \_\_\_\_\_

I liked this character because \_\_\_\_\_

# Quick Writes


hike

bear


cave

scared

walking



kids



asleep

tiptoed

---

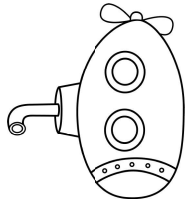

---

---


---

---


Name \_\_\_\_\_



7 down



2 across




1 across



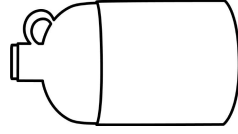
1 down




3 across




2 down




5 down



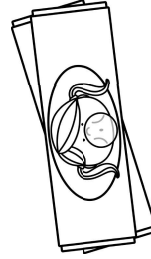
6 down




4 across



3 down





4 down





# What am I?



1. I sit on a throne.
2. I help a bird fly.
3. You can tie me to a tree.
4. I am very loud.
5. I sit on your finger.
6. I can tie up gifts.

ring wing swing string king bang

mit

pug

cat

dog

fin

tap

man

run

bed

# Sky High Rhyme Time

lid

bag

tip

dud

cot

lay

nut


peg

toy

let

ten

go



Think up a rhyming word for each space that you land on.  
The rhyme must be different each time you pass that space.

© Teacher Brain 2013

TB

i love + play soccer



☐ ABC ☐  ☐ .? ☐ abc

Checker \_\_\_\_\_

Look ta my ball



☐ ABC ☐  ☐ .? ☐ abc

Checker \_\_\_\_\_

hereis my friend.



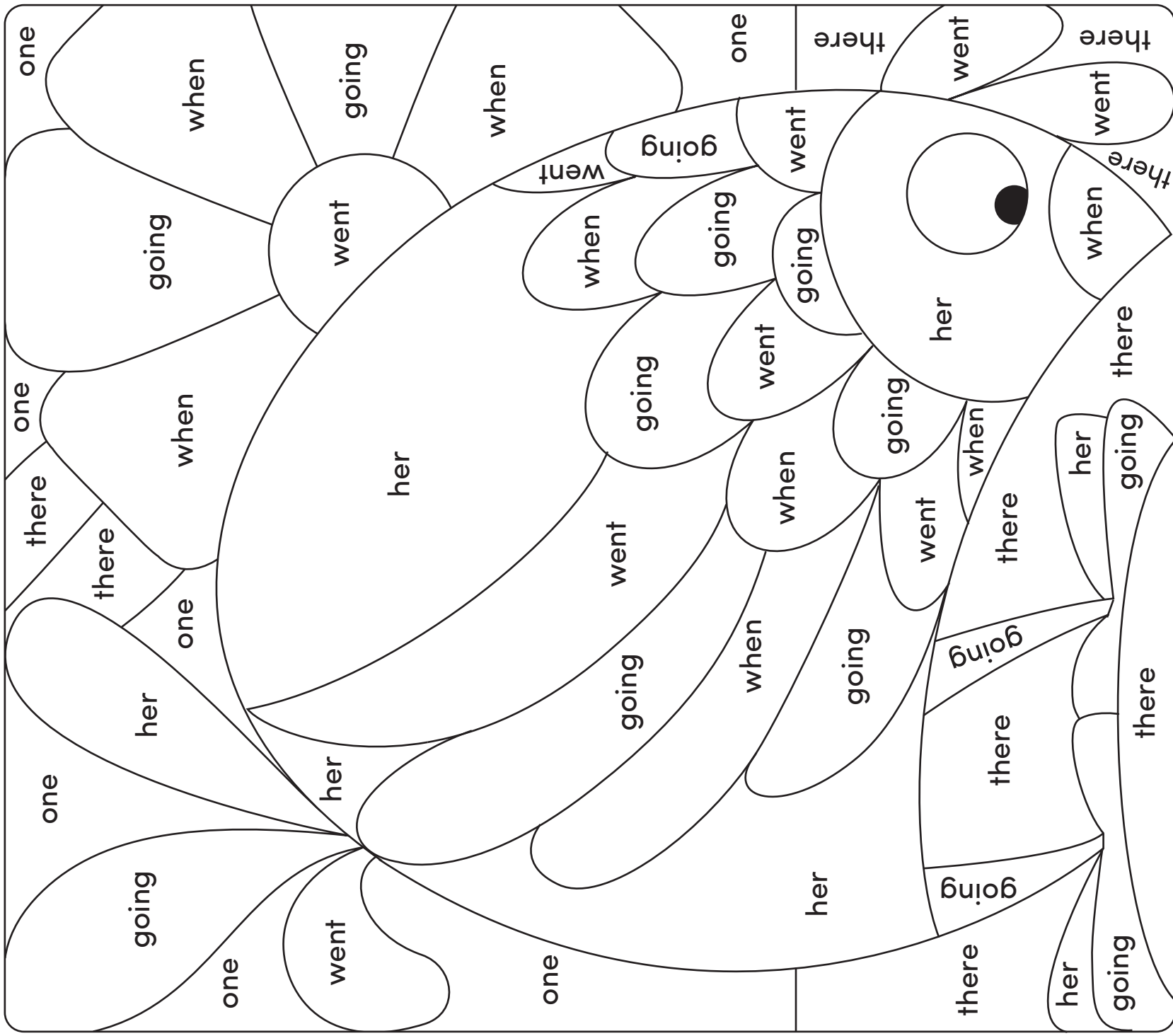
☐ ABC ☐  ☐ .? ☐ abc

Checker \_\_\_\_\_



# COLOUR BY SIGHT WORDS

Use the key below to help you colour the picture.

red	went	orange	going	blue	one
brown	her	yellow	when	green	there



# What am I?



1. I have horns\_\_\_\_\_
2. I look like a frog\_\_\_\_\_
3. You eat me\_\_\_\_\_
4. I keep you clean\_\_\_\_\_
5. I keep you warm\_\_\_\_\_
6. I float on the sea\_\_\_\_\_

toast   goat   soap   coat   boat   toad

# One Breath Boxes



## Word Capture 1

up  
me  
is  
I  
to

in  
mum  
can  
a  
at  
am


the  
go  
dad  
we  
on  
if  
see

my  
look  
and  
for  
little  
big  
down  
you


said  
are  
went  
come  
here  
play  
get  
cat  
away

Take a deep breath and try to say all the words in one box without stopping!

Can you do more than one box?!



# Alternative Book Cover



## Making Sentences

Name: \_\_\_\_\_

Trace

The pig is in the mud.

Glue

--	--	--	--	--

Write


---

---

---

---

Colour



Cut

mud.	is	The	pig	the	in
------	----	-----	-----	-----	----









cat



mat



mad



fan



hat



pan



bag



man





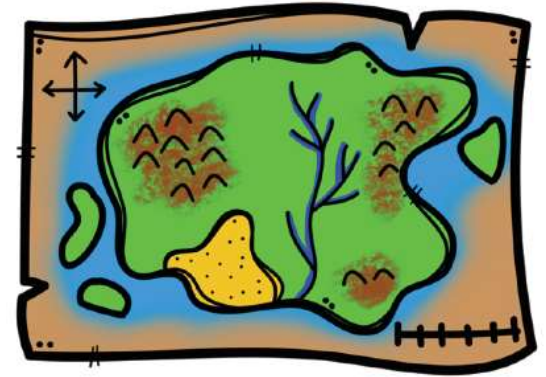
rat




wag



jam




map



web



bed




leg




wet







pen




red



net




pet




hen



jet




vet



ten

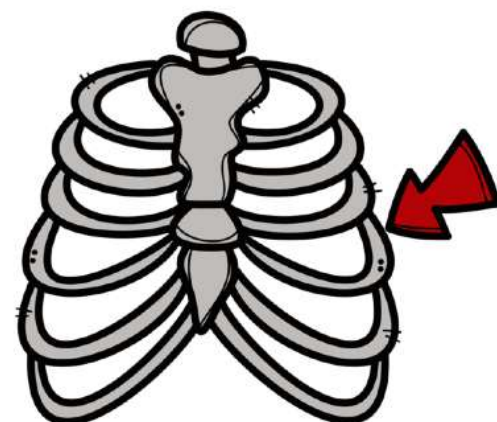





six




pig



rib



rip




fin



mix



dip



dig








top




hop



cob



fox




pop



box




fog




mop





sun



cut




cup



hug



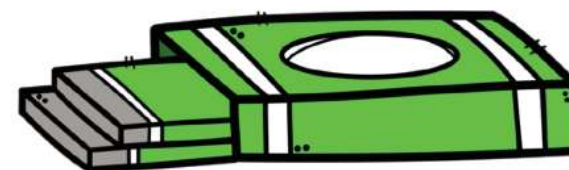
run



hut




mud




gum







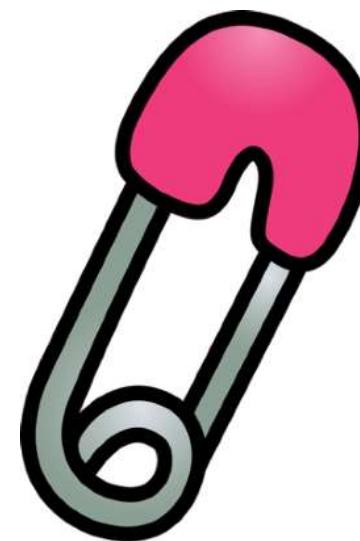
sit



zip




bib




pin



pot



rod




pod

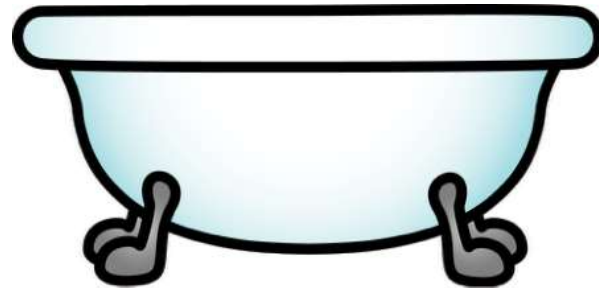


dog






sub



tub



rug






bun


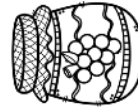
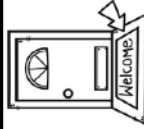

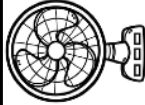




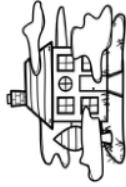

e



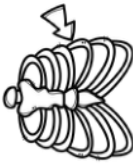

a



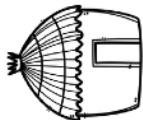

o





i



u



# What am I?



1. I am up in the sky. \_\_\_\_\_
2. I live in the sea. \_\_\_\_\_
3. I go around your neck. \_\_\_\_\_
4. I have a lid. \_\_\_\_\_
5. I am part of you. \_\_\_\_\_
6. You can play in me. \_\_\_\_\_

scarf jar arm yard shark star

**Magic  
'E'**

hid

bit

fin

us

tap

fat

mad

rob

at

can

rat

hop

din

hat

man

tam

rod

mat

rid

con

mop

stat

slid

plan

glad

**End!**

Write the missing word in the sentence.

vet fat bit nap




I \_\_\_\_ my lip.

Sam is a \_\_\_\_.

She had a \_\_\_\_.

That pig is \_\_\_\_.



Write a sentence with these words.

bad not That is

\_\_\_\_\_.

Write the missing word in the sentence.

mop pat big mat




Dad has the \_\_\_\_.

The dot is \_\_\_\_.

I \_\_\_\_ my dog.

This is the \_\_\_\_.





Write a sentence with these words.

pen This a is

\_\_\_\_\_.

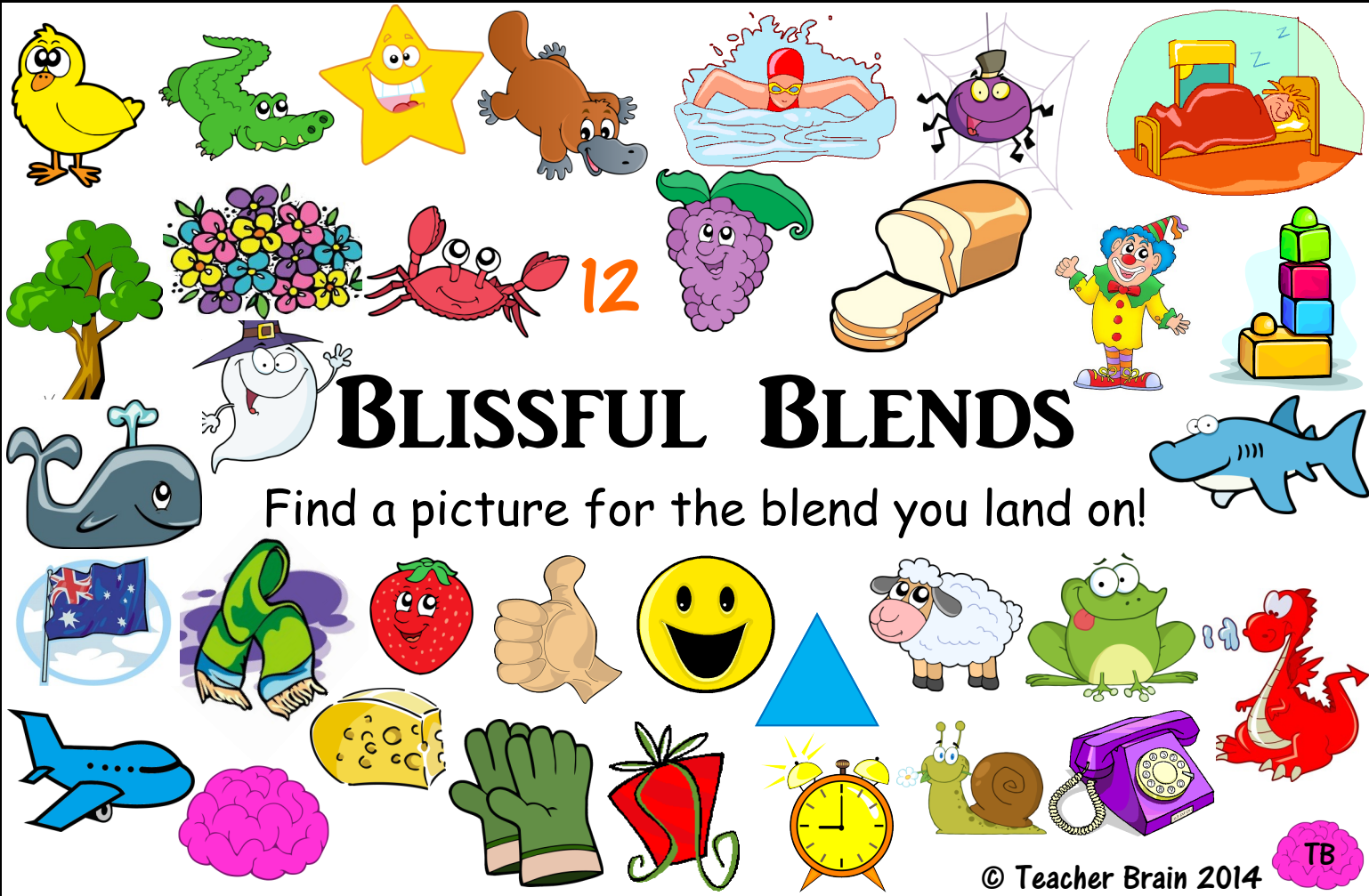
# What am I?




1. I am wet \_\_\_\_\_
2. I am little and slow \_\_\_\_\_
3. You can ride in me \_\_\_\_\_
4. I am sharp \_\_\_\_\_
5. I help boats go fast \_\_\_\_\_
6. You think with me \_\_\_\_\_

nail train snail sail brain rain



★ bl	pr	sc	cr	gh	sm	dr	pl
ph	 <p><b>BLISSFUL BLENDS</b></p> <p>Find a picture for the blend you land on!</p>						ch
cl							sw
sn							fl
tr							gr
gl							th
sp	wh	sl	br	tw	fr	st	str

Colour 13 cows



Write the tally marks

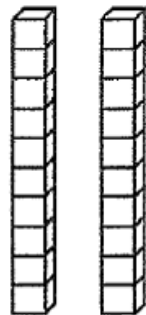
Circle the word

eleven  
twelve  
thirteen  
fourteen  
fifteen  
sixteen  
seventeen  
eighteen  
nineteen  
twenty

Fill in the tens frames


Colour 13 fingers and 13 blocks



Draw 13 teeth

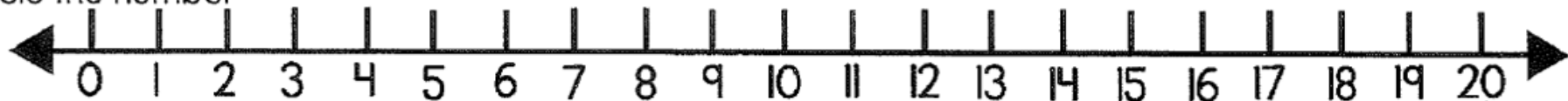
Write the number

13 \_\_\_\_\_

Write the word

thirteen \_\_\_\_\_

Circle the number



# Practise Your Numbers

1

2

3

4

5

6

7

8

9

10

11

12

13

14

15

16

17

18

19

20

21

22

23

24

25

26

27

28

29

30

<div>☆ I have...</div> <div>1</div> <div>Who has... ?</div> <div>16</div>	<div>I have...</div> <div>16</div> <div>Who has... ?</div> <div>9</div>	<div>I have...</div> <div>9</div> <div>Who has... ?</div> <div>25</div>	<div>I have...</div> <div>25</div> <div>Who has... ?</div> <div>10</div>
<div>I have...</div> <div>10</div> <div>Who has... ?</div> <div>24</div>	<div>I have...</div> <div>24</div> <div>Who has... ?</div> <div>2</div>	<div>I have...</div> <div>2</div> <div>Who has... ?</div> <div>17</div>	<div>I have...</div> <div>17</div> <div>Who has... ?</div> <div>26</div>



I have...	I have...	I have...	I have...
26	3	19	11
Who has... ?	Who has... ?	Who has... ?	Who has... ?
3	19	11	18
I have...	I have...	I have...	I have...
18	4	12	27
Who has... ?	Who has... ?	Who has... ?	Who has... ?
4	12	27	21



I have...	I have...	I have...	I have...
21	14	28	5
Who has... ?	Who has... ?	Who has... ?	Who has... ?
14	28	5	29
I have...	I have...	I have...	I have...
29	6	20	13
Who has... ?	Who has... ?	Who has... ?	Who has... ?
6	20	13	8





I have...	I have...	I have...	I have...
8	22	30	23
Who has... ?	Who has... ?	Who has... ?	Who has... ?
22	30	23	15
I have...	I have...		
15	7		
Who has... ?	Who has... ?		
7	1		




# Friends of 10

Name: \_\_\_\_\_

Find the friends of ten bears. Shade each pair to match.

Write the number sentences for each pair.



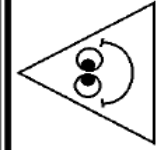
<input type="text"/>	+	<input type="text"/>	= 10
<input type="text"/>	+	<input type="text"/>	= 10
<input type="text"/>	+	<input type="text"/>	= 10
<input type="text"/>	+	<input type="text"/>	= 10
<input type="text"/>	+	<input type="text"/>	= 10

# 2D Shape Hunt

Name \_\_\_\_\_

Cut out magazine pictures or draw real-life objects to match each shape.

Label the shapes and objects.



# Number Sequence 1- 30


Teach **TEKS**

Name: \_\_\_\_\_

Write all of the missing numbers on the 1 to 30 grid.



1		3	4		6		8		
	12			15		17	18		20
21		23		25	26			29	

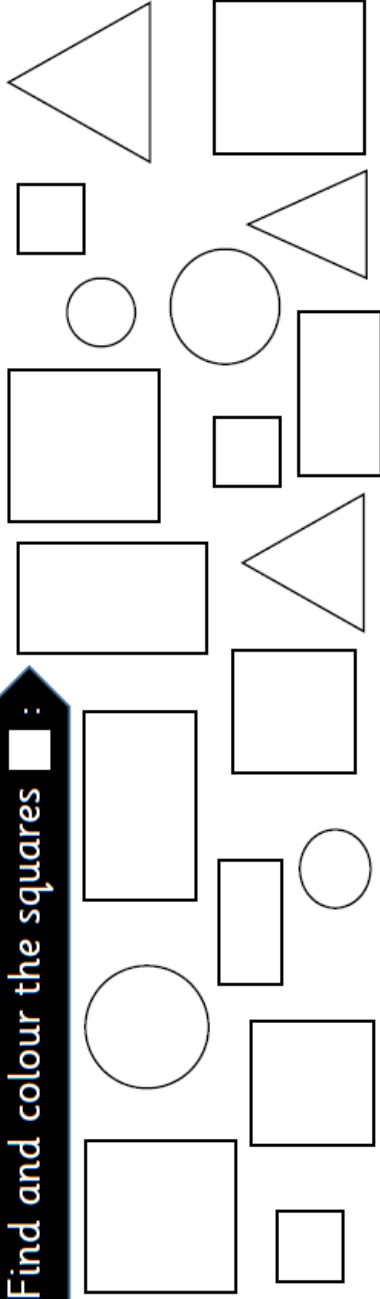


# Colour that 2D shape!

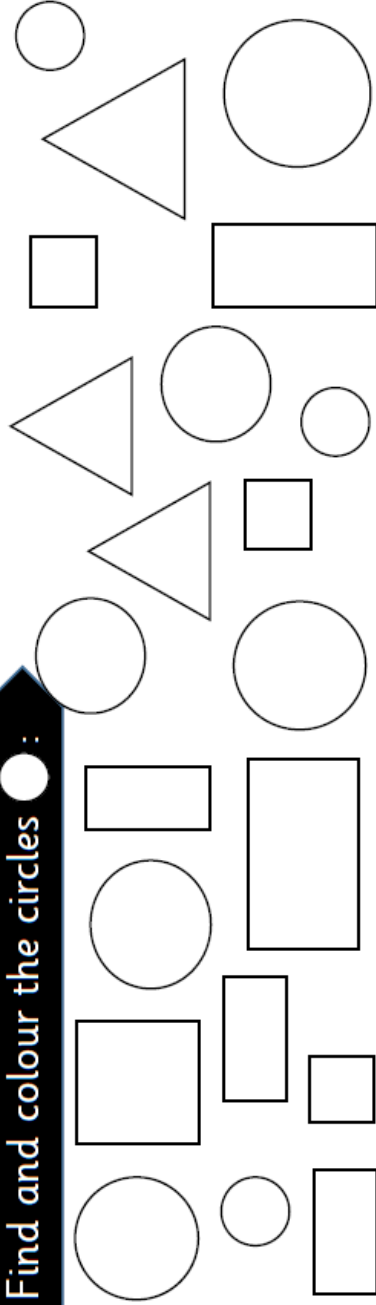
Name: \_\_\_\_\_

Teach **THIS**

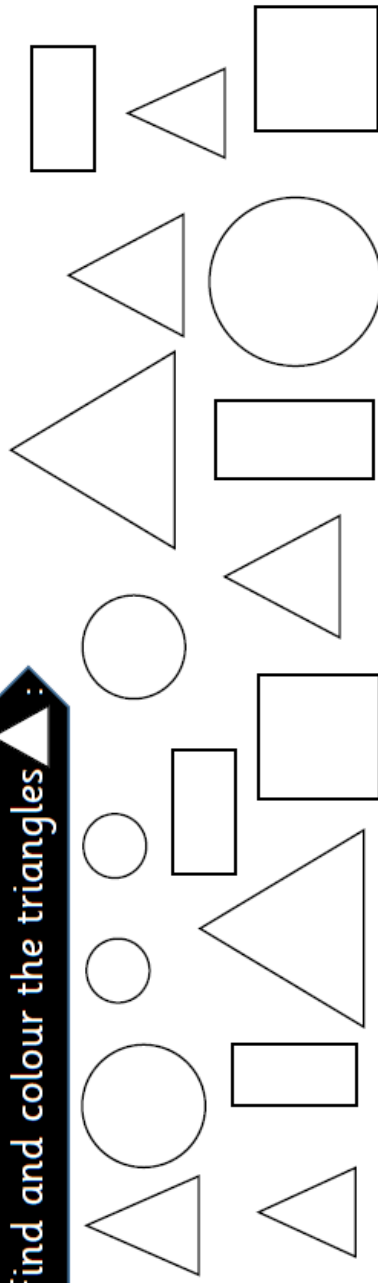
Find and colour the squares ■ :



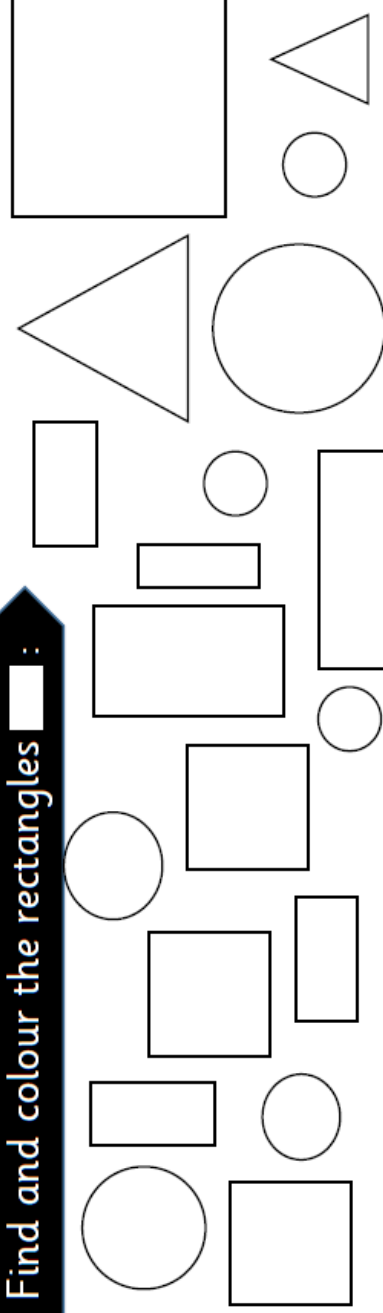
Find and colour the circles ● :



Find and colour the triangles ▲ :



Find and colour the rectangles ▭ :

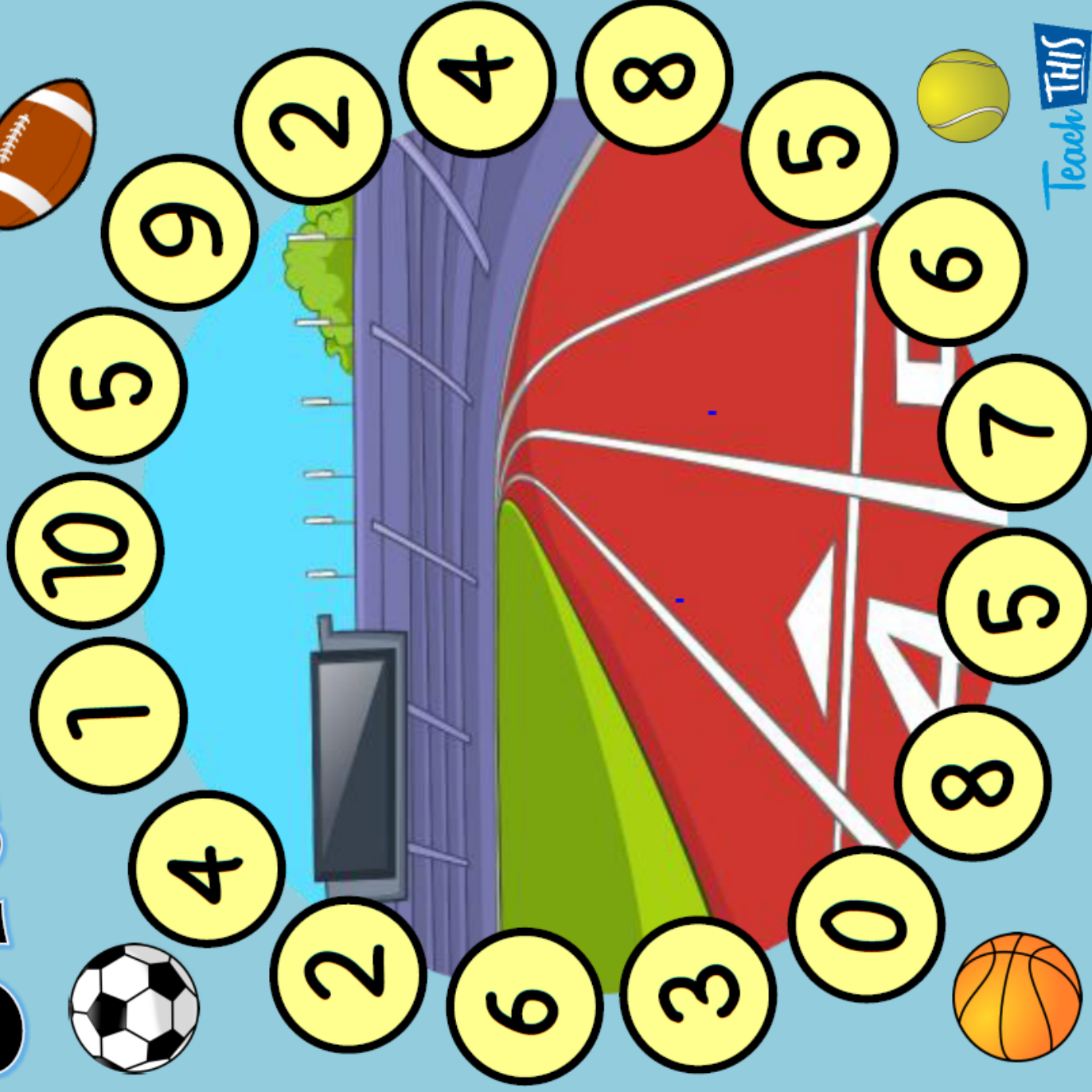




# Around The Stadium



Add to 10



Teach THIS

## 2 Players

**Need:** counters in two different colours

Each player uses different coloured counters. Players take turns to cover any 2 numbers that add to 10. When all the numbers have been covered, the winner is the player who has the longest run of counters in their colour.


Colour 14 pigs



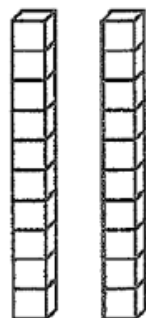
Write the tally marks

Circle the word  
eleven  
twelve  
thirteen  
fourteen  
fifteen  
sixteen  
seventeen  
eighteen  
nineteen  
twenty

Fill in the tens frames



Colour 14 fingers and 14 blocks



Draw 14 oranges

Write the number

14 \_\_\_\_\_

Write the word


fourteen \_\_\_\_\_

Circle the number

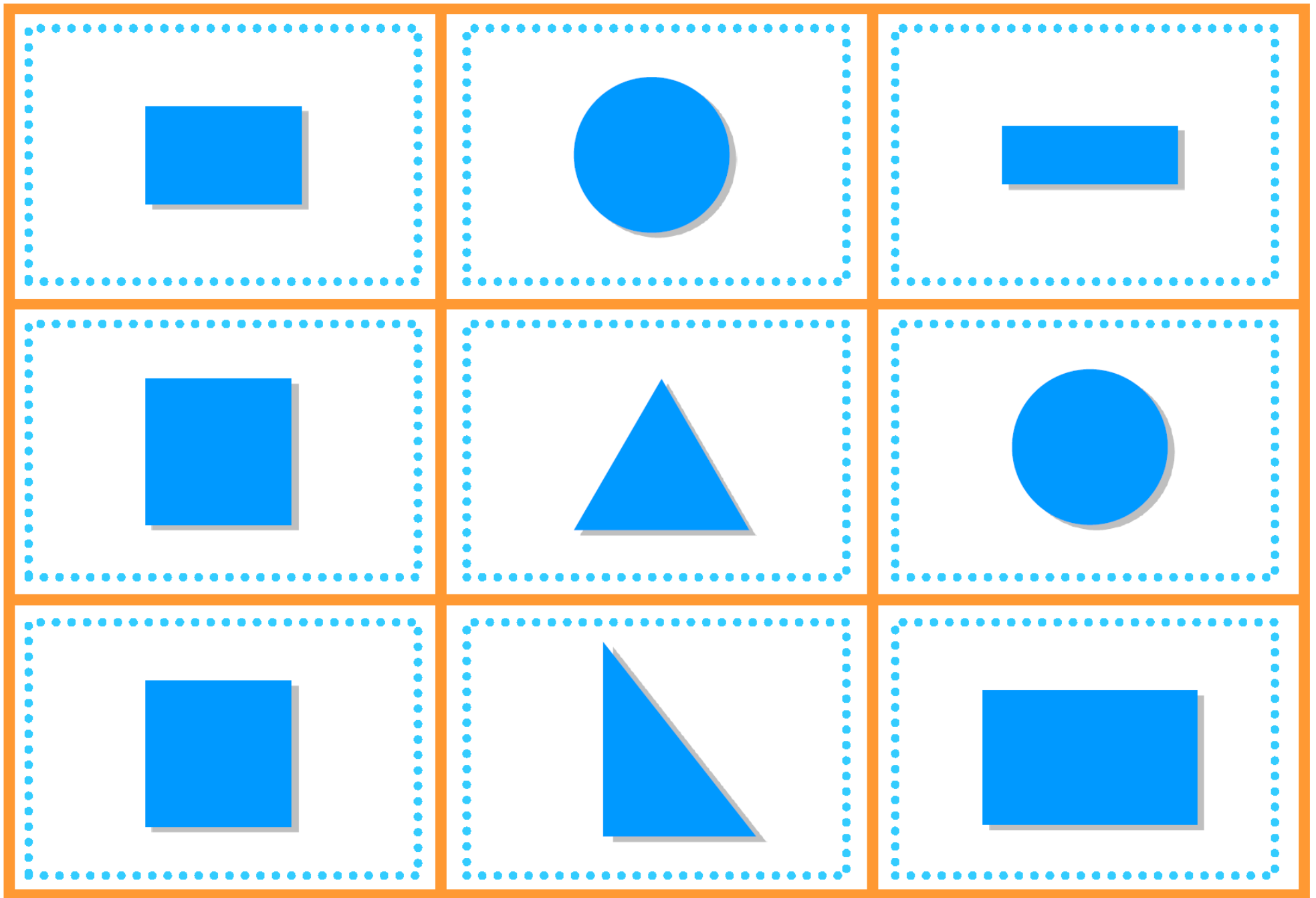











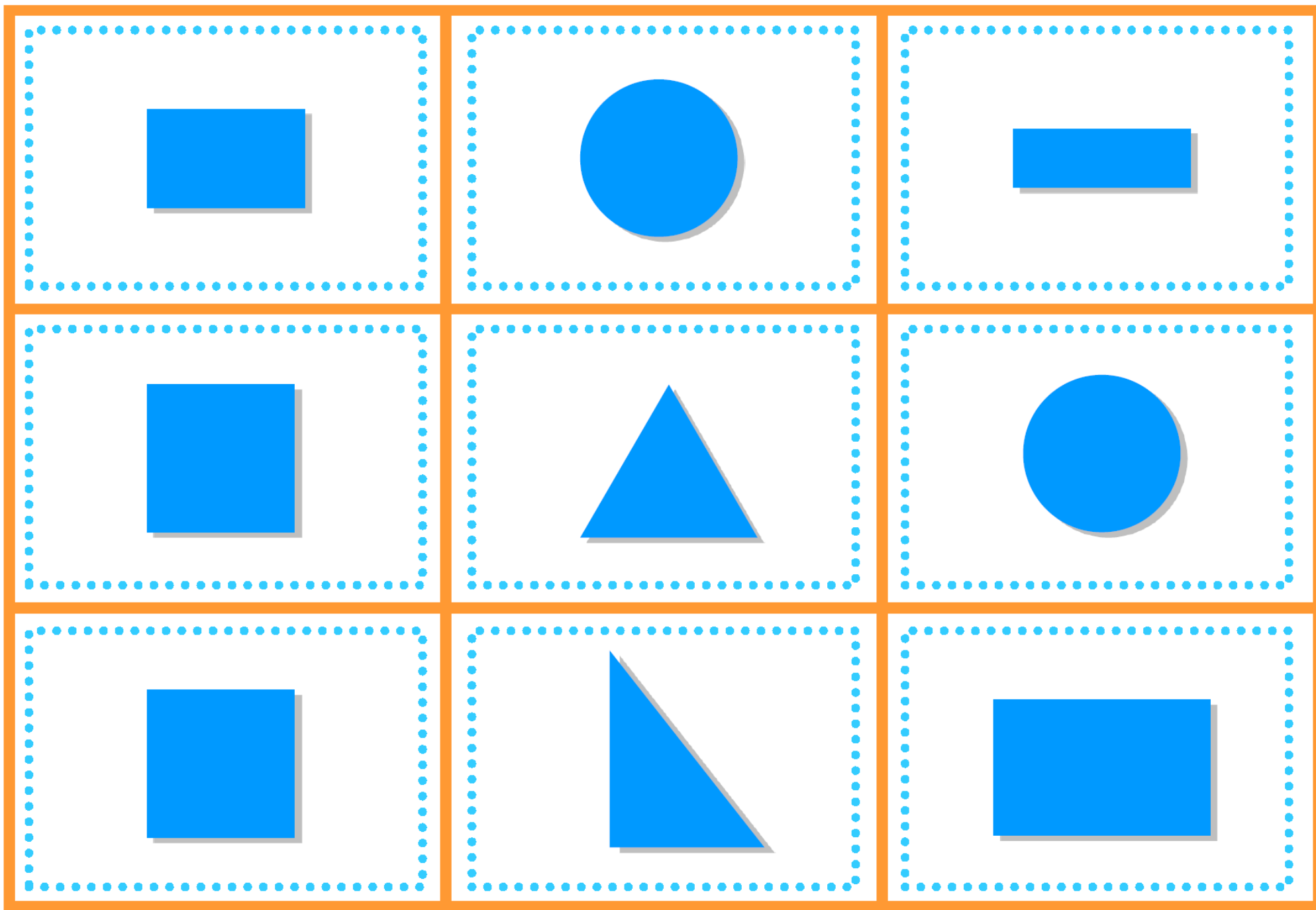






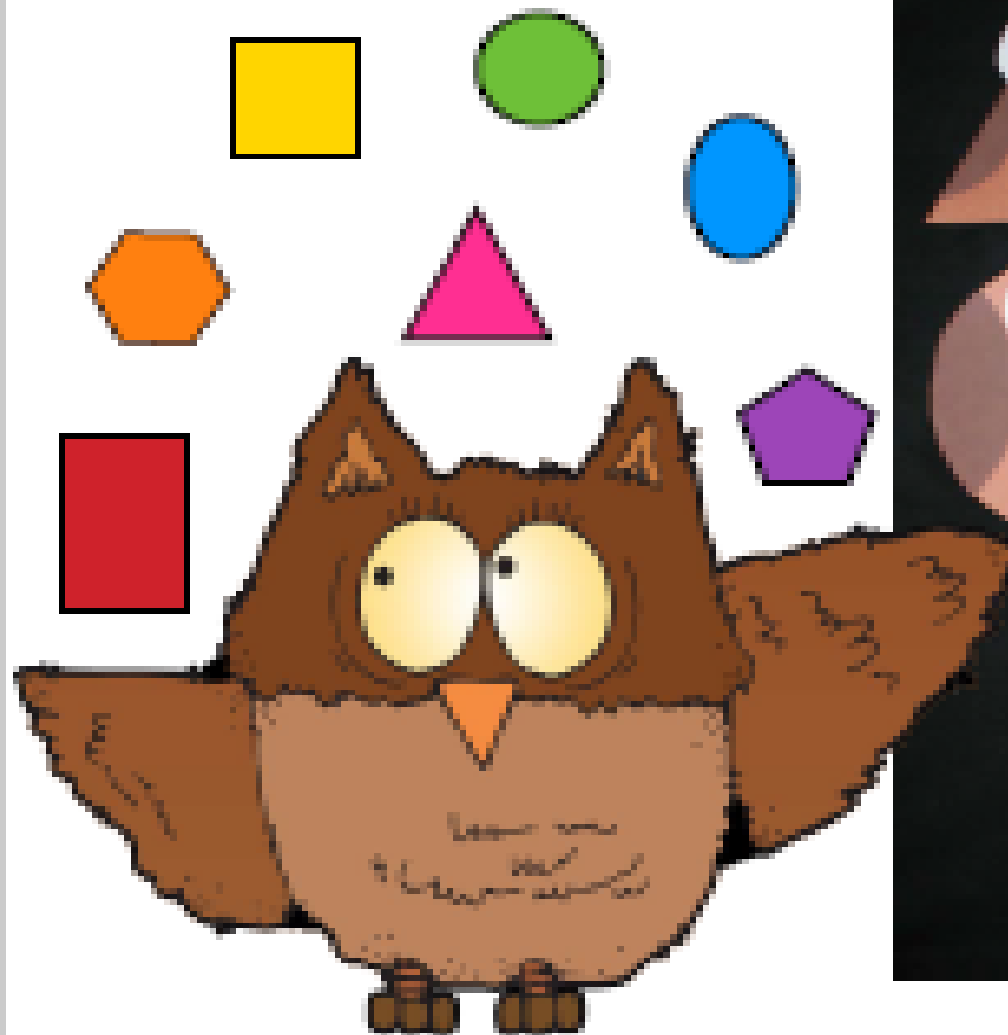








# Silly Shaped Owls



Diane Henderson





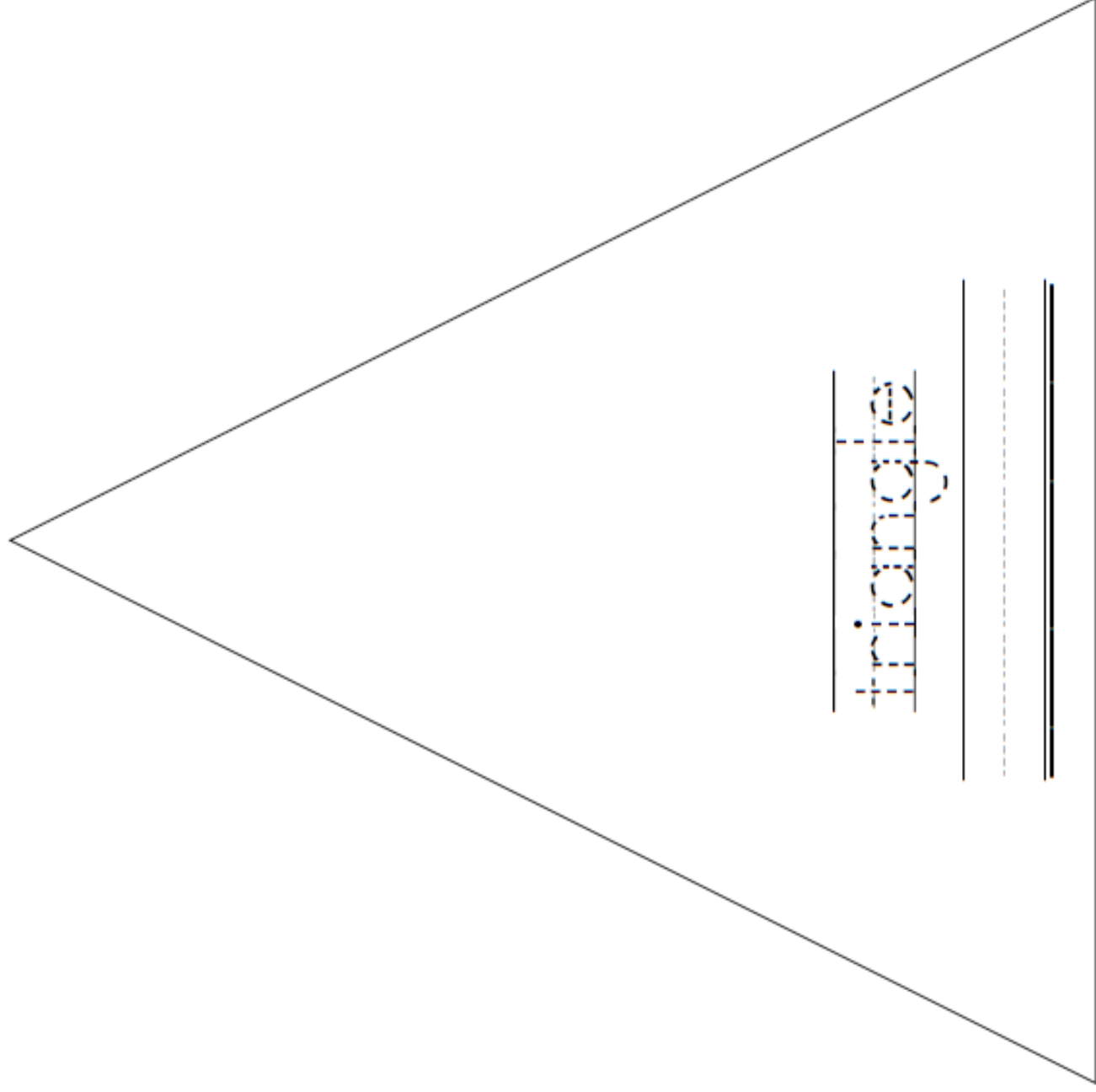
circle



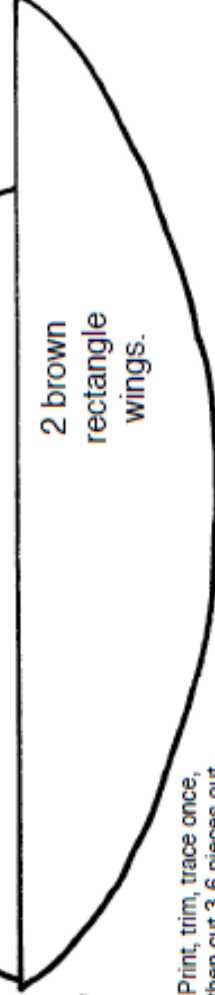
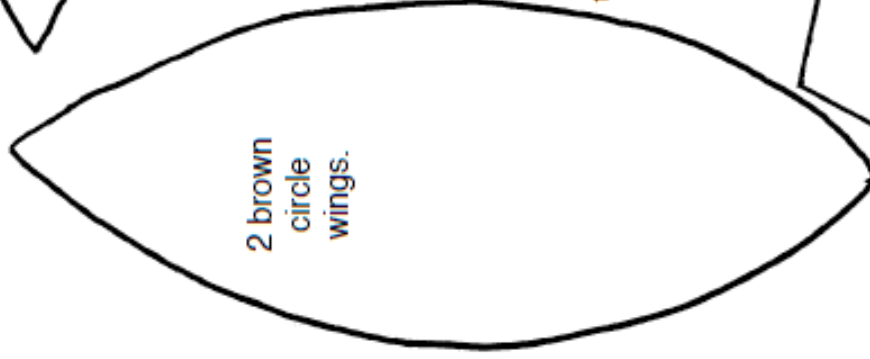
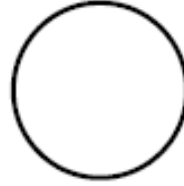
et d'op

.



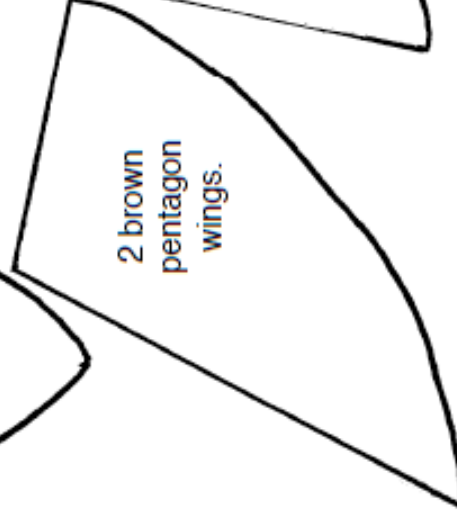
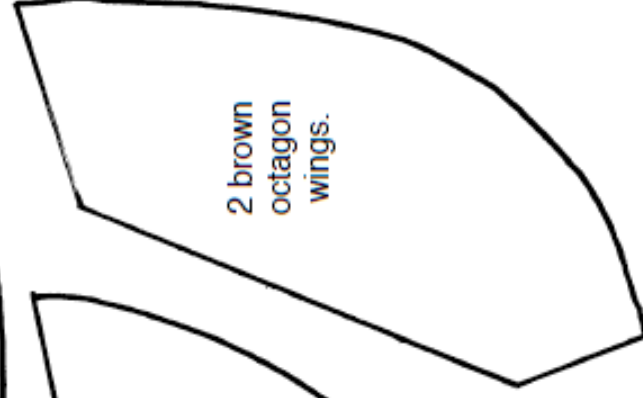
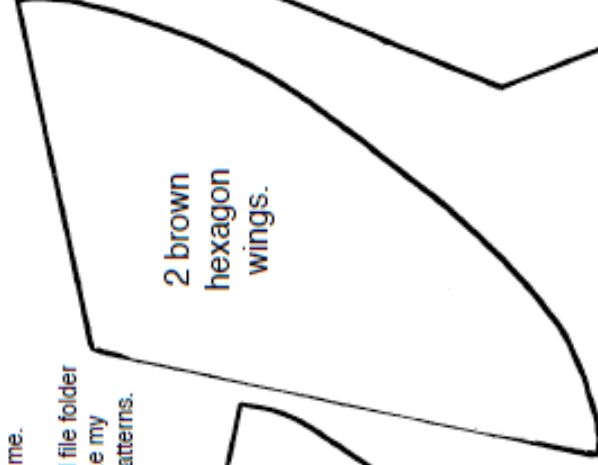







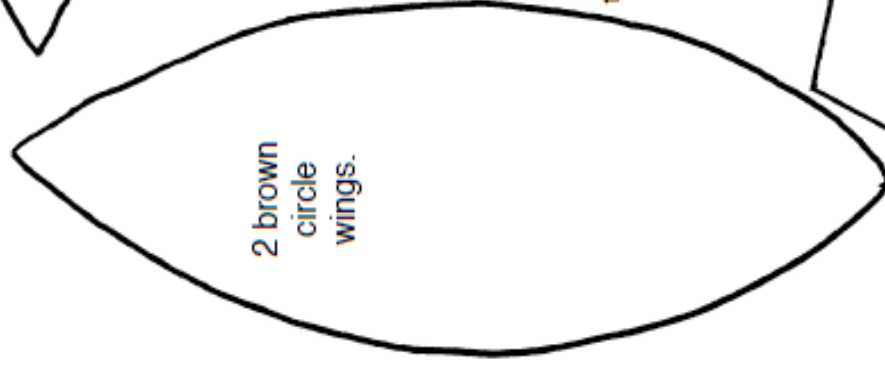
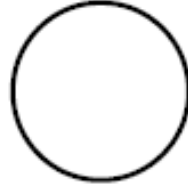
Print, trim, trace once, then cut 3-6 pieces out at a time.

I use an old file folder to make my tracing patterns.



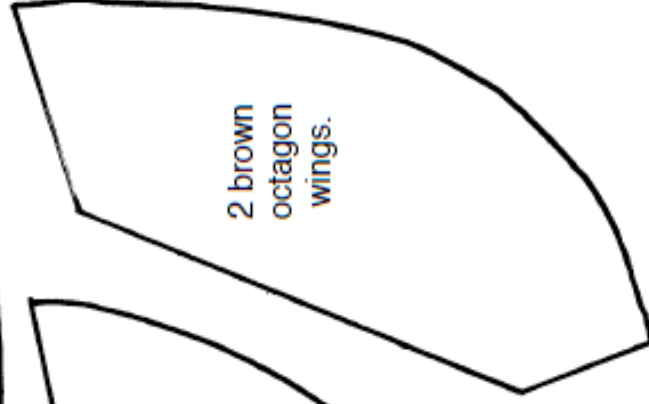
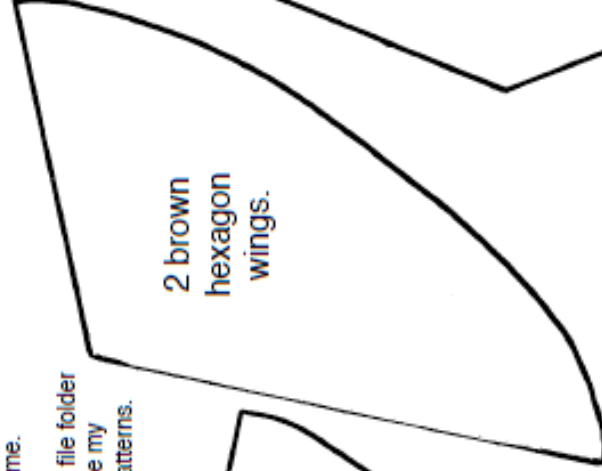







Print, trim, trace once, then cut 3-6 pieces out at a time.

I use an old file folder to make my tracing patterns.



# FUN FRIDAY BINGO GRID

Choose 5 activities in a row to do today. Your line can go vertically, horizontally, diagonally or zig-zag. Have a great day.  
Highlight the activities you are choosing and share some pictures of the things you do with your teacher and class.

Find a fun place to sit and read a book. Under the bed? Up a tree?	Create an artwork or model using only recycled materials.	Bake some biscuits, mini pizzas or cupcakes cakes	Have an online playdate with a friend using Zoom or Facetime.	<b>Scavenger Hunt</b> See if you can find: <ul style="list-style-type: none"> <li>• a toy with wheels</li> <li>• 4 green things</li> <li>• something fuzzy</li> <li>• something you treasure</li> <li>• something noisy</li> <li>• something starting with T</li> <li>• a sphere</li> <li>• something bendy</li> <li>• something smelly</li> </ul>
Create a Spoonville family in your garden 	Make a list of all of the things that you are grateful for. Could you show these on the petals of a flower drawing or the coloured stripes of a rainbow painting?	Dance! Put on your favourite song and dance along. You might be able to follow a dance-along version on YouTube.	Draw a self-portrait. Have your family suggest words to describe you. Write these around your picture.	
Make a certificate for a friend to celebrate one of their special qualities or an achievement	Create your own word search using words on the topic of food or cooking, then ask someone to complete it.	Design your ideal cupcake and draw it. Think about flavour, frosting and decorations.	Create a list of the rooms in your house and monitor how often the lights are used. Can you save electricity in any of them?	Enjoy a walk or a bike ride with your family.
Go on a 'senses walk' and think of all of the things that you can see, hear, smell and feel.	Conduct a food scrap and rubbish audit. Develop a plan to reduce the amount of rubbish going in the bin at your house.	Make a timeline to show the main events in your life and highlight when you achieved new things for the first time e.g. your first steps	Play a card or board game or do a jigsaw puzzle with your family.	Design and make a poster of all the ways we can look after the earth.
Make a scrapbook or a collage to show things that make you smile or things that you are proud of.	Make a cubby in your wardrobe, under your bed or in the backyard	Find an object for each letter of the alphabet in your kitchen.	Ride your bike, scooter, roller skates (anything with wheels) for 30 minutes. Remember to wear your helmet.	Make a pop-up card for someone that you miss. 