



Erina Heights Public School

Learning from Home – Early Stage 1

Term	1	2	3	4								
Weeks	1	2	3	4	5	6	7	8	9	10	11	

	Monday	Tuesday	Wednesday	Thursday	Friday
9:00	Daily Zoom Meeting KG Zoom Link KT Zoom Link				
Morning	PM e-collection Reading Response Making predictions	Reading Eggs	PM e-collection Reading Response My favourite part	Reading Eggs	FUN FRIDAY BINGO GRID
	Writing <i>On the weekend...</i>	Writing Unscramble the sentence <i>That's a big bat!</i>	Writing Match the picture and write the sentence - <i>The Dog</i>	Writing Roll a Sentence Write the sentence	
	CVC Words 'a' crossword	CVC Words 'e' crossword	CVC Words 'i' crossword	CVC Words 'o' crossword	
	Sounds - Diagraphs What am I? 'ch' worksheet 'ch' video	Sounds - Diagraphs What am I? 'sh' worksheet 'sh' video	Sounds - Diagraphs What am I? 'th' worksheet 'th' video	Sounds - Diagraphs What am I? 'ee' worksheet 'ee' video	
	Recess Break				
Middle	Mathematics <ul style="list-style-type: none">Count to 20 video linkNumber 11Trace and put the cards in order 1-20Addition colour by number - up to 10 Or Up to 20	Mathematics <ul style="list-style-type: none">Friends of ten video linkFriends of ten applesSort and solve + -Number 12	Mathematics <ul style="list-style-type: none">Addition video linkFriends of ten dominoesHelp the boy find his friend by matching the cards.	Mathematics <ul style="list-style-type: none">Subtraction video linkSubtraction Buzz board gameRoll and solve	
			Mangahigh	Mangahigh	
	Lunch Break				
Optional Activities	Last year, the Office of the Advocate for Children and Young People launched a website called Digital Lunchbreak. Children and young people can learn, create and discover through digital workshops, learning materials, virtual excursions and more. Visit the Digital Lunchbreak website by clicking here www.digitallunchbreak.nsw.gov.au				


Making Predictions

Look at the front cover of the story and predict what it may be about.

Teach **THIS**

Draw your predictions



I predict the story will be about...



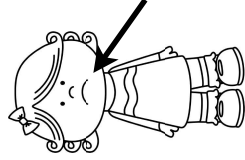
Name: _____ Date: _____

On the weekend

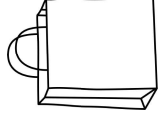
Name _____



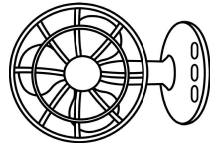
3 across




1 across




1 down




3 down



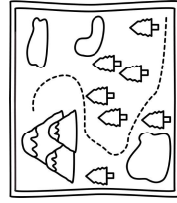
4 across



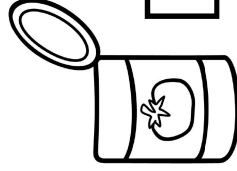
7 down



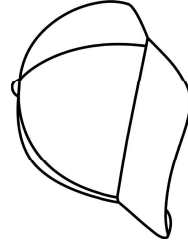
4 down



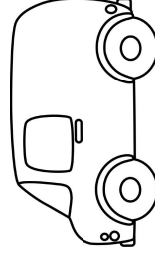
6 down




2 across



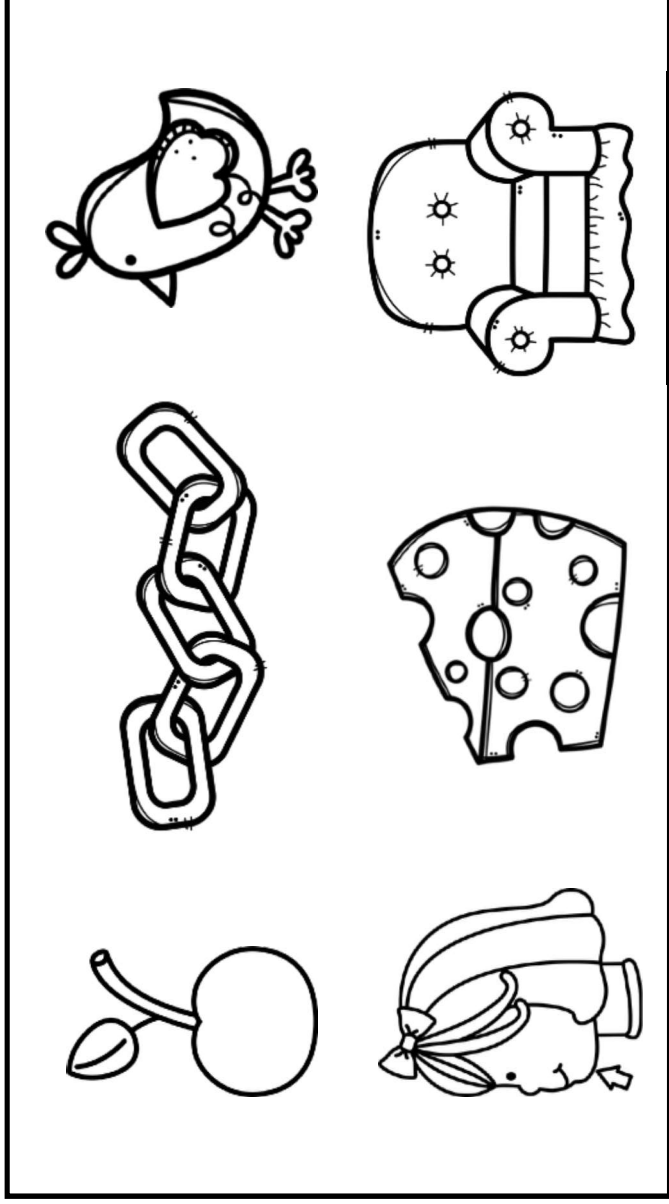

2 down



5 down




















What am I?










1. I am metal_____
2. I am red and sweet_____
3. I am a baby hen_____
4. You sit on me_____
5. I am under your mouth_____
6. I am yellow_____

chair chin cherry chain cheese chick







Making Sentences

Name: _____

Trace


That is a big bat!

Glue

--	--	--	--	--

Write

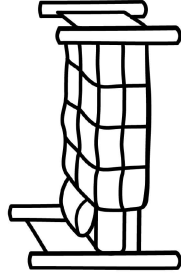

Colour



Cut

bat!	big	That	a	is
------	-----	------	---	----


Name _____




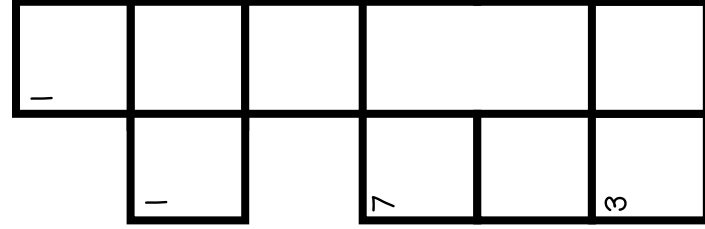
1 down

10

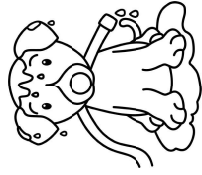
3 across




1 across



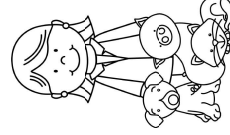
5 down




7 down



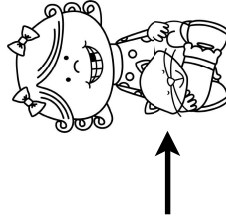
3 down




6 down



4 down



2 across

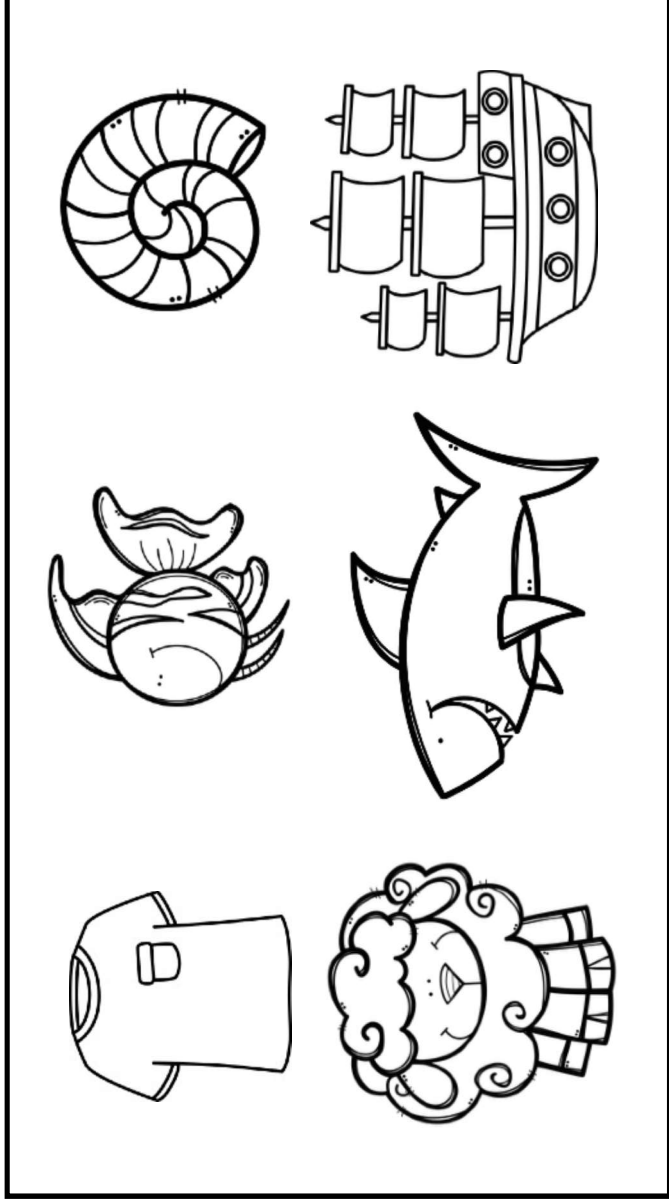



2 down



4 across

What am I?



1. I swim in the river.
2. I am a big boat.
3. You get wool from me.
4. I have big teeth.
5. You put me on.
6. Look for me in the sand.

ship shell sheep shark fish shirt

3 Together


Level 5

Aim of the game is to capture 3 sight words together (vertical, horizontal or diagonal) in your colour.


Player 1: Choose a sight word, say it and put a counter on it. Player 2: Repeat. Try to get 3 together!

<i>him</i>	<i>into</i>	<i>has</i>	<i>sit</i>
<i>day</i>	<i>did</i>	<i>they</i>	<i>when</i>
<i>her</i>	<i>what</i>	<i>out</i>	<i>them</i>
<i>some</i>	<i>way</i>	<i>may</i>	<i>now</i>


My Favourite Part



My favourite part of the story was _____



I liked this part because _____



The Dog

The dog is on the cot.



The bug has a dog.

The dog is on the fan.

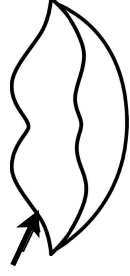
The dog is on the hen.




Name _____




2 down



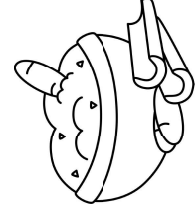
1 across



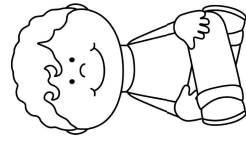
7 down




2 across




1 down




6 down



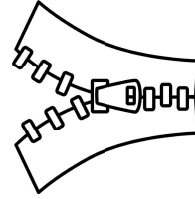
5 down



3 across



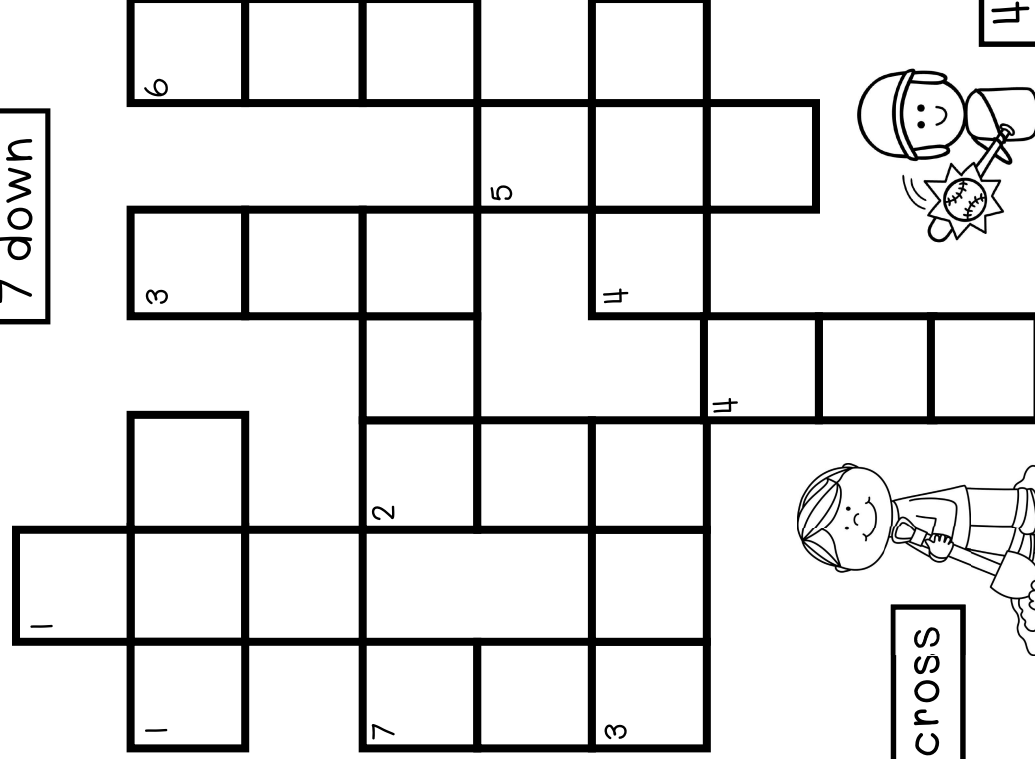
4 across




4 down



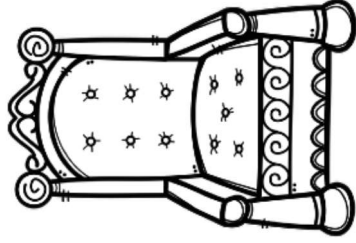
3 down



What am I?



6th



3



1. I am on your hand_____
2. A king sits on me_____
3. I come after 2 _____
4. I fly_____
5. I make you say 'ouch!'_____
6. I come after 'fifth'_____



moth throne three thumb sixth thorn



ROLL, READ & WRITE sight words



Roll one dice and read the sight word, then write it in the box.
Once you have written a sight word 3 times tick the star to finish that column.



there

who

when

why







want

was





Roll a Sentence

	Adjective	Noun	Verb	Adverb
	The silly	alien	runs	quickly
	The crazy	snail	screams	slowly
	The noisy	frog	swims	nicely
	The scary	pirate	skips	gently
	The tall	bird	jumps	loudly
	The slimy	octopus	snores	quietly





Roll a Sentence

1.

2.

3.

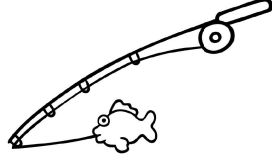
Name _____




1 across



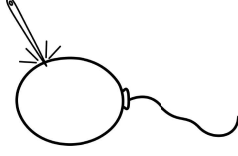
3 down



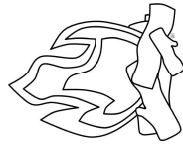
4 across



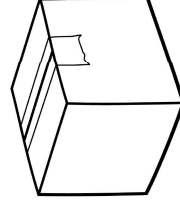
1 down




3 across



2 across




4 down



6 down



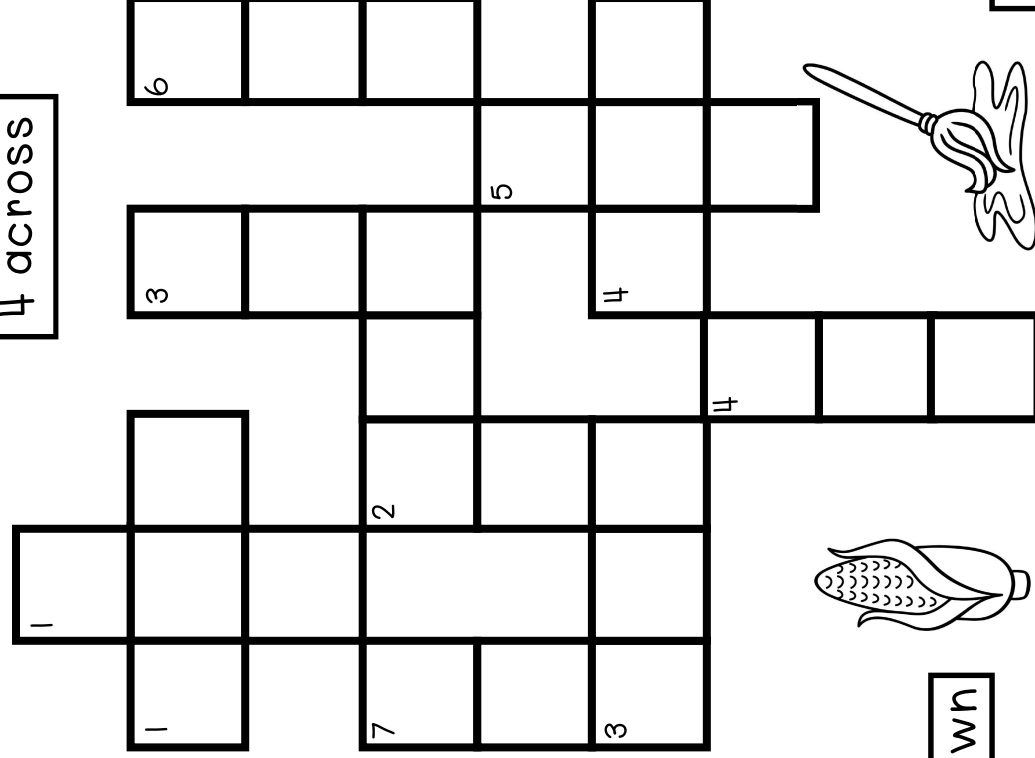
7 down



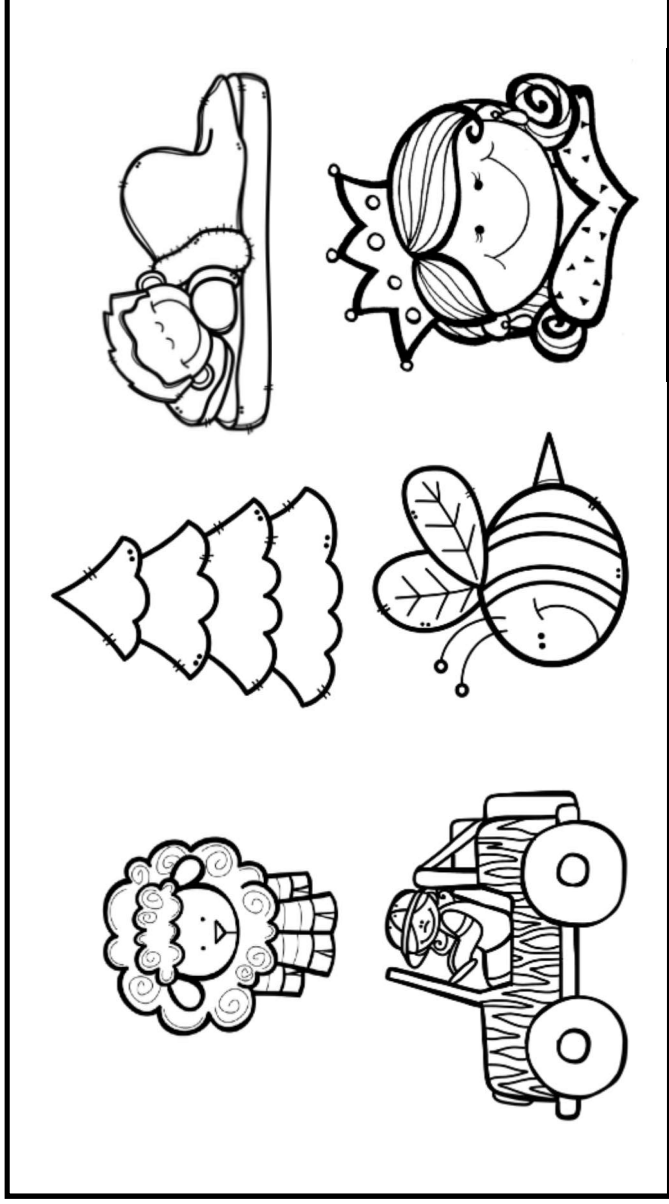

2 down



5 down



What am I?



1. I have four wheels. _____
2. I can sting you. _____
3. I have a crown. _____
4. You do this at night. _____
5. I am green. _____
6. I am soft and fluffy. _____

bee queen sheep jeep sleep tree



b__t

r__d

c__b

p__t

s__n

m__d

j__t

p__p

b__n

t__p

Which Vowels Fit?

m__x

y__m

b__g

d__g



Vowels are a e i o u

h__t

Say all the real words you could make for each space, putting in the different vowels.

n__n

Eg: From c__t, you could make cat, cot, cut.

t__n

© Teacher Brain 2014

TB

v__t

f__n

c__p

g__t

p__n


h__m

b__d

l__g

r__b

Colour // sheep

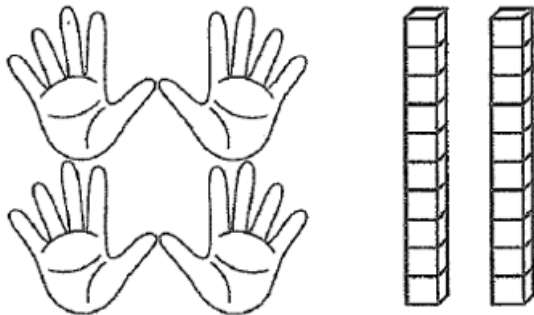


Write the tally marks

Circle the word
eleven
twelve
thirteen
fourteen
fifteen
sixteen
seventeen
eighteen
nineteen
twenty

Fill in the tens frames

Colour // fingers and // blocks



Draw // cookies



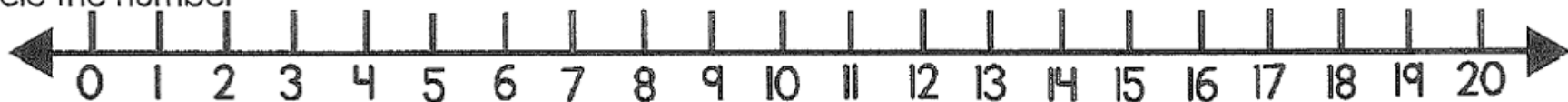
Write the number

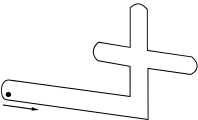

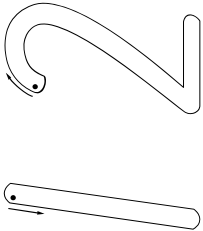
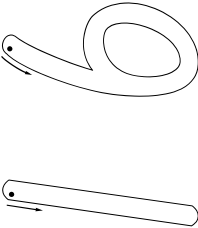
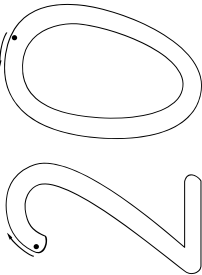

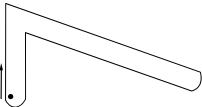
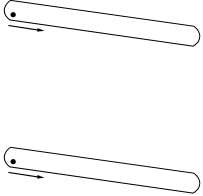
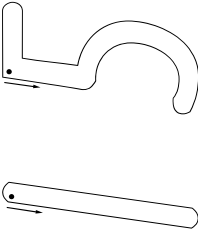
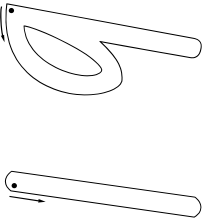
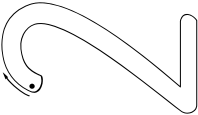

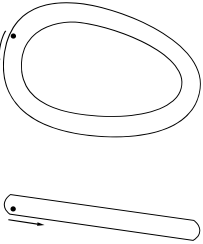
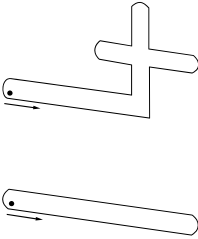




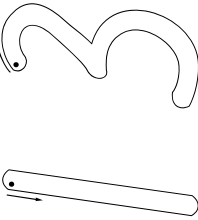
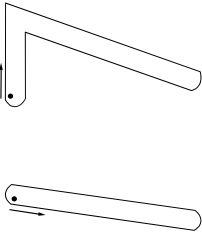
// _____

Write the word

eleven _____

Circle the number



Adding to 10


Name: _____

Color by Addition

- 3 - BROWN
- 4 - GREEN
- 5 - YELLOW
- 6 - RED
- 7 - BLUE
- 8 - PINK
- 9 - BLACK
- 10 - PEACH

*You can choose
any colors for
empty spaces..

School
Days



Adding to 20


Name: _____

Color by Addition

- 12 - BLACK
- 13 - BROWN
- 14 - GREEN
- 15 - YELLOW
- 16 - RED
- 17 - BLUE
- 18 - PINK
- 20 - PEACH


*You can choose
any colors for
empty spaces..


School
Days



FRIENDS OF TEN

Directions: Find two numbers that add to ten and color them the same color. Continue until all pairs are found.





Directions: Cut, sort, and paste the equations. Then solve each equation!

Name:

Sort and solve

+

Addition

+

- Subtraction

1



$$= 3 + 9$$

$$\frac{11}{1}$$

$$\frac{2}{1} = 2$$

$$= 7 + 2$$


$$= 0 + \infty$$

$$= 3 + 3$$

151

51

Colour 12 cats

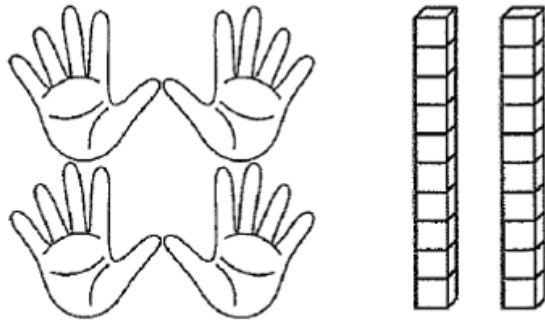


Write the tally marks

Circle the word
eleven
twelve
thirteen
fourteen
fifteen
sixteen
seventeen
eighteen
nineteen
twenty

Fill in the tens frames

Colour 12 fingers and 12 blocks



Draw 12 suns



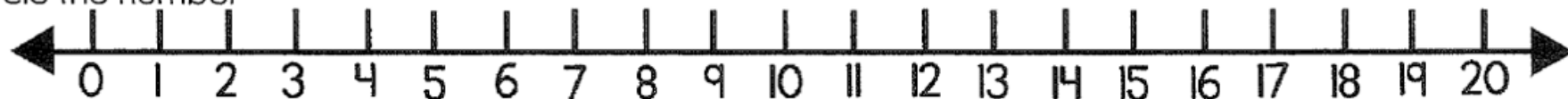
Write the number

12 _____

Write the word

twelve _____


Circle the number



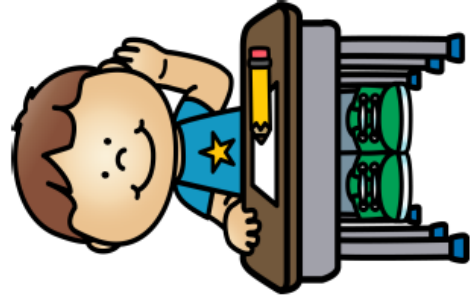
Friends of 10

Name: _____


Cut and paste the missing domino half to make each domino total 10.



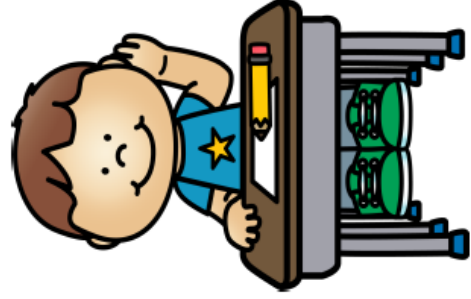
$1+3=$




$9+4=$



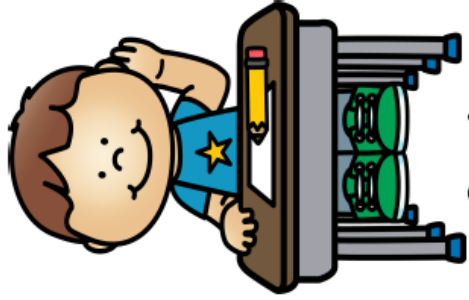
$5+8=$




$3+3=$




$2+4=$



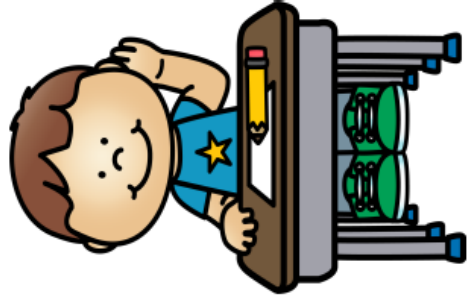
$0+4=$




$6+3=$




$5+5=$




$7+4=$



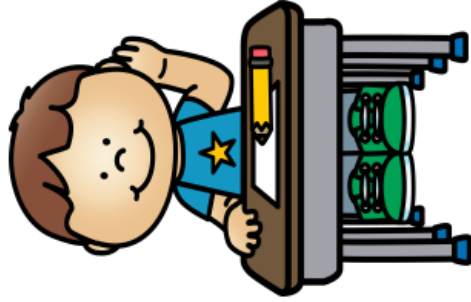
$8+6=$



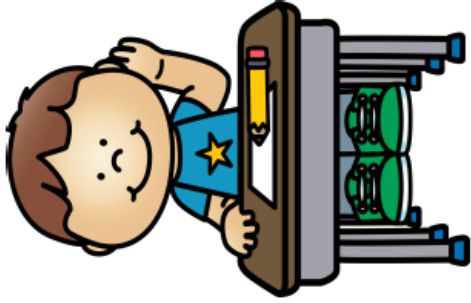
$2+9=$




$1+7=$




$$10-1=$$



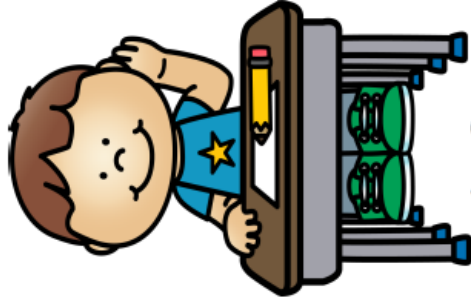
$$10-8=$$



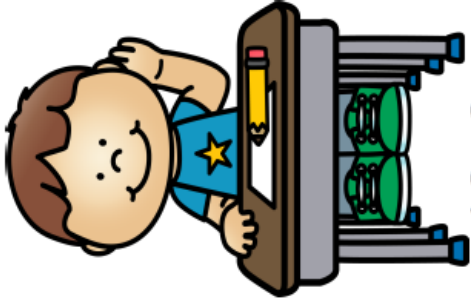
$$16-8=$$




$$5-1=$$




$$6-3=$$



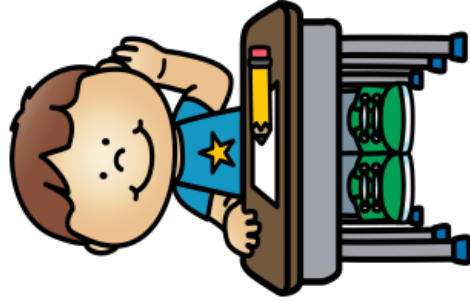
$$18-9=$$



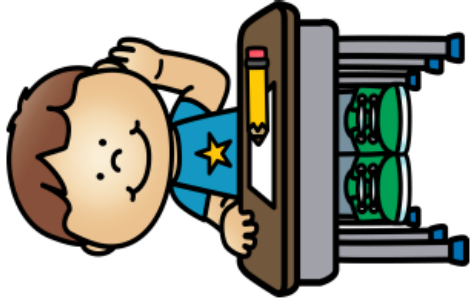
$$4-3=$$




$$7-5=$$




$$9-7=$$





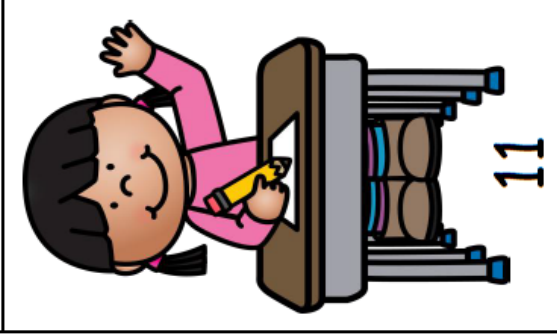







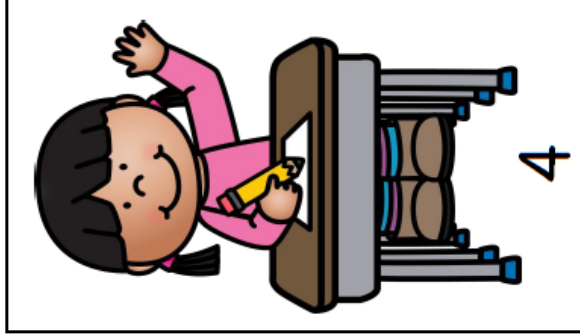
$$12-8=$$



$$14-5=$$



$$8-6=$$



Subtraction Buzz

Teach **THIS**

Finish



Start


You Will Need: A counter for each player and a die.

How to Play: Players place their counters on the Start line and roll the die. The player moves that number of spaces on the board, following the arrow path to each bee. The player then solves the number sentence and writes the number sentence and answer on their recording sheet. Play continues and the winner is the first player to record ten correct subtraction sentences.

My Recording Sheet

Teach **THIS**

Name: _____



Game 1

1.

2.

3.

4.

5.

6.

7.

8.

9.

10.

1.

2.

3.

4.

5.

6.

7.

8.

9.

10.



Name: _____

Directions: Roll a number cube.
Fill in a circle with the number and then solve the equation.

Roll and Solve

+ Addition +

- Subtraction -

$\square +$	$\square =$	$10 - \square =$
$\square +$	$\square =$	$10 - \square =$
$\square +$	$\square =$	$10 - \square =$
$\square +$	$\square =$	$10 - \square =$
$\square +$	$\square =$	$10 - \square =$
$\square +$	$\square =$	$10 - \square =$
$\square +$	$\square =$	$10 - \square =$
$\square +$	$\square =$	$10 - \square =$

FUN FRIDAY BINGO GRID

Choose 5 activities in a row to do today. Your line can go vertically, horizontally, diagonally or zig-zag. Have a great day.
Highlight the activities you are choosing and share some pictures of the things you do with your teacher and class.

Find a fun place to sit and read a book. Under the bed? Up a tree?	Create an artwork or model using only recycled materials.	Bake some biscuits, mini pizzas or cupcakes cakes	Have an online playdate with a friend using Zoom or Facetime.	Scavenger Hunt See if you can find: <ul style="list-style-type: none"> • a toy with wheels • 4 green things • something fuzzy • something you treasure • something noisy • something starting with T • a sphere • something bendy • something smelly
Create a Spoonville family in your garden 	Make a list of all of the things that you are grateful for. Could you show these on the petals of a flower drawing or the coloured stripes of a rainbow painting?	Dance! Put on your favourite song and dance along. You might be able to follow a dance-along version on YouTube.	Draw a self-portrait. Have your family suggest words to describe you. Write these around your picture.	
Make a certificate for a friend to celebrate one of their special qualities or an achievement	Create your own word search using words on the topic of food or cooking, then ask someone to complete it.	Design your ideal cupcake and draw it. Think about flavour, frosting and decorations.	Create a list of the rooms in your house and monitor how often the lights are used. Can you save electricity in any of them?	Enjoy a walk or a bike ride with your family.
Go on a 'senses walk' and think of all of the things that you can see, hear, smell and feel.	Conduct a food scrap and rubbish audit. Develop a plan to reduce the amount of rubbish going in the bin at your house.	Make a timeline to show the main events in your life and highlight when you achieved new things for the first time e.g. your first steps	Play a card or board game or do a jigsaw puzzle with your family.	Design and make a poster of all the ways we can look after the earth.
Make a scrapbook or a collage to show things that make you smile or things that you are proud of.	Make a cubby in your wardrobe, under your bed or in the backyard	Find an object for each letter of the alphabet in your kitchen.	Ride your bike, scooter, roller skates (anything with wheels) for 30 minutes. Remember to wear your helmet.	Make a pop-up card for someone that you miss. 